Ausklinken der Zargendichtung

Notching the door frame gasket

Schritt 1 Dichtung bis zur gedachten Linie (strichliert) pro Band/Schließblech 2x einschneiden.
step 1 *cut in the gasket up to the imaginary line (dashed), twice per hinge/strike palte.*



Schritt 2 Dichtung umdrehen und an der gedachten Linie (strichliert) entlang den vorher eingeschnittenen Teil wegschneiden.
step 2 *turn around the gasket and cut away the previously cut in piece along the imaginary line (dashed).*



Schritt 3 Hohlkammer aufklappen und den inneren Lappen an den Enden einschneiden und anschließend den eingeschnittenen Teil wegschneiden – fertig.
step 3 *Open up the hollow-chamber and cut in the inner flap at the ends and then cut away the incised part – done.*